

**Monthly Summary Statistics  
June 2023**

Districts	Pension Category											
	Civil		W & OP		Armed Forces		Teachers Pensions (Private & Privates)		Local Government		Total	
	No. of Pensioners	Amount Paid (Rs.)	No. of Pensioners	Amount Paid (Rs.)	No. of Pensioners	Amount Paid (Rs.)	No. of Pensioners	Amount Paid (Rs.)	No. of Pensioners	Amount Paid (Rs.)	No. of Pensioners	Amount Paid (Rs.)
Colombo	51,070	2,046,969,950.00	25,741	790,873,652.30	9,801	461,064,421.90	760	35,527,293.42	621	16,662,995.25	88,809	3,359,090,313.75
Gampaha	47,090	1,007,974,810.37	26,325	761,433,293.43	13,222	592,456,642.69	720	32,091,273.45	420	11,041,405.93	88,505	3,204,997,425.87
Kalutara	24,720	940,994,247.95	12,227	343,307,077.50	7,401	323,753,114.51	253	10,990,007.52	205	5,434,409.46	44,814	1,624,479,737.02
Kandy	33,690	1,316,901,808.51	15,140	424,007,240.96	10,734	405,455,168.00	240	11,042,257.37	262	6,770,516.16	60,090	2,244,344,991.00
Matole	8,043	352,134,725.40	4,977	129,844,797.60	4,304	201,961,201.33	43	2,191,411.91	64	1,634,205.50	10,311	607,766,341.90
Nuwara Eliya	6,330	244,747,096.72	3,190	80,430,166.02	1,945	85,190,140.06	30	1,242,007.01	30	950,303.91	11,533	412,576,675.32
Galle	21,233	835,954,306.43	10,196	279,661,424.43	7,054	307,502,691.10	174	7,394,223.02	174	4,435,441.03	38,831	1,435,020,166.09
Matara	17,196	607,397,696.70	6,007	107,206,400.42	3,710	160,719,492.70	257	11,030,161.05	115	2,902,719.25	28,165	1,050,144,550.20
Hambantota	9,927	394,505,015.49	4,103	109,642,960.26	2,907	131,966,067.43	73	3,202,766.42	52	1,274,524.97	17,062	640,672,142.57
Jaffna	9,600	391,327,941.10	5,099	163,064,770.57	33	760,566.40	96	3,901,525.93	160	4,229,210.77	14,996	564,172,014.05
Mannar	1,156	45,660,373.34	405	13,945,030.17	5	127,940.01	2	80,593.35	2	51,929.56	1,650	59,001,075.23
Vavuniya	1,045	70,632,016.91	907	20,396,275.04	221	9,970,309.03	2	74,347.20	7	169,553.40	2,982	117,242,502.30
Mullaitivu	726	20,530,769.55	361	12,023,133.35	73	3,200,709.04	-	-	-	-	1,160	44,642,611.94
Kilinochchi	029	30,943,302.56	421	14,479,009.46	4	90,970.46	-	-	5	125,137.16	1,259	45,630,499.64
Batticaloa	5,697	230,000,929.16	2,064	86,944,175.92	92	3,773,500.30	1	25,510.50	47	1,154,627.93	8,701	330,706,039.09
Ampara	6,740	275,673,914.09	4,303	119,905,129.27	2,700	115,469,000.21	39	1,621,532.79	20	670,417.60	13,026	513,427,994.04
Trincmalee	4,700	104,993,247.97	2,473	73,035,400.30	1,206	54,071,392.22	3	100,971.30	30	961,931.21	8,420	313,971,031.00
Kurunegala	32,279	1,320,966,436.00	17,074	407,600,990.63	15,920	725,200,340.27	277	11,030,131.96	179	4,564,954.60	66,529	2,550,170,069.62
Puttalam	0,190	324,199,641.41	4,092	141,335,067.46	2,406	109,177,606.71	61	2,492,715.96	91	2,253,275.23	15,720	579,450,306.77
Anuradhapura	14,126	545,913,602.49	10,444	272,462,123.50	13,701	626,554,970.16	62	2,521,106.04	95	2,240,400.40	38,500	1,449,692,210.59
Palenarua	4,920	179,611,957.22	3,492	82,411,323.34	3,527	162,564,157.45	10	809,705.54	9	227,034.32	11,966	425,625,057.09
Badulla	14,297	567,176,319.05	7,699	205,101,004.93	5,000	260,057,594.02	02	3,521,664.69	90	2,199,035.13	27,960	1,030,137,299.42
Moneragala	5,094	190,560,065.17	3,043	80,455,156.26	3,004	140,952,700.40	37	1,404,360.03	12	292,536.04	12,070	429,752,034.70
Ratnapura	13,407	537,926,360.43	6,206	164,543,701.93	3,740	165,926,541.46	103	4,490,193.96	99	2,566,207.62	23,563	875,461,005.40
Kegalle	17,631	691,997,193.36	8,311	229,445,041.06	7,136	325,620,045.45	141	5,461,027.27	00	2,314,009.02	33,307	1,254,030,196.96
Foreign	5,123	172,404,015.20	2,210	82,346,529.10	543	23,692,376.00	44	1,206,673.70	69	2,099,101.53	7,997	201,020,776.49
<b>Total</b>	<b>360,099</b>	<b>14,441,163,424.50</b>	<b>190,606</b>	<b>5,382,550,836.25</b>	<b>121,525</b>	<b>5,405,471,767.87</b>	<b>3,542</b>	<b>155,326,437.41</b>	<b>2,970</b>	<b>77,331,012.02</b>	<b>686,822</b>	<b>25,541,044,270.05</b>

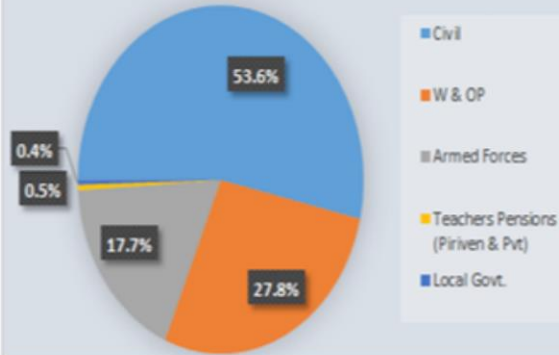
Source : Department of Pensions

### Pension Details by Category for June 2023

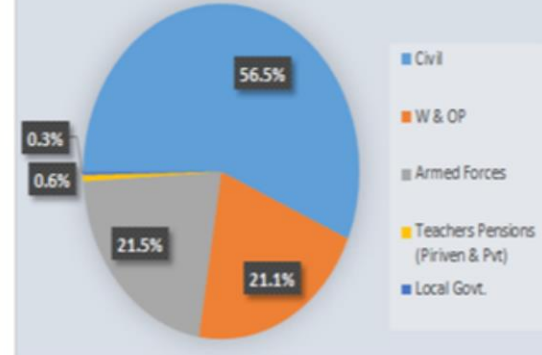
Pension Category	Pensioners	Amount Paid(Rs.)
Civil	368,099	14,441,163,424.50
W & OP	190,686	5,382,550,836.25
Armed Forces	121,525	5,485,471,767.87
Teachers Pensions (Piriven & Pvt)	3,542	155,326,437.41
Local Govt.	2,970	77,331,812.82
<b>Total</b>	<b>686,822</b>	<b>25,541,844,278.85</b>

Source : Department of Pensions

### Percentage Distribution of Pensioners by Category June 2023



### Percentage Distribution of Pensions Payments by Category ( June 2023)



### Pensioners by monthly income June 2023

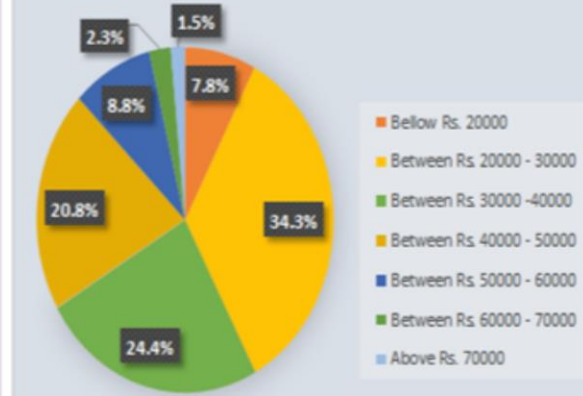
Income Group	No. of Pensioners	Percentage
Bellow Rs. 20000	53,416	7.78%
Between Rs. 20000 - 30000	235,917	34.35%
Between Rs. 30000 -40000	167,597	24.40%
Between Rs. 40000 - 50000	142,822	20.79%
Between Rs. 50000 - 60000	60,508	8.81%
Between Rs. 60000 - 70000	16,035	2.33%
Above Rs. 70000	10,527	1.53%
<b>Total</b>	<b>686,822</b>	<b>100.00%</b>

Source : Department of Pensions

### Pensioners by monthly income levels



### Percentage by monthly income levels



**Pension Details by Financial Institutions**  
**June 2023**

Financial Institute	Monthly Payment	
	No. of Pensioners	Amount Paid(Rs.)
Peoples Bank	235,337	8,889,292,044.57
Bank of Ceylon	170,255	6,609,004,041.61
National Savings Bank	116,978	4,669,055,187.48
Pan Asia Bank	39,710	1,226,621,287.86
SANASA	21,595	682,802,511.64
Hutton National Bank	16,888	649,548,660.69
Sampath Bank	15,743	620,062,091.82
Post Office	22,365	571,907,970.93
Rural Development Bank	16,175	486,839,323.03
Commercial Bank	10,878	396,424,020.02
National Development Bank	6,000	224,429,243.05
Rural Bank	6,207	185,092,644.04
Sri Lanka Trust Bank	3,929	143,165,973.62
LB Finance	2,246	85,221,847.30
DFCC Verdhana Bank	1,063	45,854,605.13
Amana Bank	597	23,496,987.95
Senara Samithia	210	6,455,658.45
HSBC	110	5,724,189.50
HDFC	151	5,422,427.57
Standard Chartered Bank	126	5,096,827.68
Nation Trust Bank	90	4,300,218.92
State Mortgage & Investment Bank	74	2,916,423.26
Sarvodaya Development Finance	73	2,085,945.87
Union Bank	17	752,207.12
State Bank of India	3	202,972.28
Muslim Commercial Bank	1	38,725.10
Citizen Development Bank	1	30,242.36
<b>Total</b>	<b>686,822</b>	<b>25,541,844,278.85</b>

Source : Department of Pensions

