

Monthly Statistics  
November -2024

Districts	Pension Category										Total	
	Civil		V & OP		Armed Forces		Teachers Pensions [Put/Priven]		Local Government			
	No. of Pensioner	Amount Paid (Rs.)	No. of Pensioners	Amount Paid (Rs.)	No. of Pensioners	Amount Paid (Rs.)	No. of Pensioners	Amount Paid (Rs.)	No. of Pensioners	Amount Paid (Rs.)	No. of Pensioners	Amount Paid (Rs.)
Colombo	52,922	2,448,682,437.82	25,634	929,310,528.43	10,092	552,236,560.21	803	44,454,822.62	516	16,923,346.89	89,967	3,392,207,756.00
Gampaha	49,488	2,170,641,040.43	26,430	905,032,430.71	13,828	713,078,275.81	812	44,363,537.19	364	11,470,753.33	90,982	3,844,586,038.13
Kalutara	25,300	1,142,139,669.43	12,414	410,887,376.66	7,788	395,796,547.31	285	14,630,493.78	177	5,577,431.46	46,564	1,363,032,179.30
Kandy	35,684	1,628,008,117.32	15,367	515,508,032.84	11,441	594,113,106.03	288	16,813,345.02	230	7,085,698.89	63,010	2,761,528,360.10
Matale	9,571	441,267,189.73	5,128	160,740,741.51	4,780	246,865,436.54	50	3,270,941.30	54	1,663,253.83	19,583	853,807,622.91
Nuwara Eliya	6,870	311,991,680.24	3,245	96,319,306.78	2,130	108,876,823.56	36	1,765,335.54	33	997,567.48	12,314	520,551,313.60
Galle	22,281	993,620,868.18	10,287	333,545,734.63	7,591	390,717,559.43	197	3,134,981.46	150	4,617,891.64	40,506	1,731,637,095.40
Matara	18,163	831,740,086.95	7,039	225,741,039.64	3,989	200,526,659.01	290	14,380,520.36	98	2,396,312.13	29,585	1,275,384,618.09
Hambantota	10,754	482,361,450.57	4,316	138,801,206.52	3,193	167,194,315.33	92	6,098,817.64	42	1,236,332.55	18,397	795,694,722.61
Jaffna	10,032	463,942,806.10	5,150	188,275,518.90	35	1,028,364.70	104	5,912,856.63	134	4,181,881.13	15,455	663,341,427.46
Mannar	1,288	55,686,570.32	507	17,728,433.97	5	151,617.78	3	137,742.25	2	57,129.56	1,805	73,761,554.48
Yavuniya	2,092	98,927,899.32	935	31,878,117.28	239	12,165,056.04	4	208,284	7	202,053.40	3,277	143,381,410.86
Mullaitivu	807	38,680,215.69	333	14,468,448.00	92	4,747,883.60	-	-	-	-	1,292	57,896,547.29
Kilinochchi	923	39,655,629.73	430	14,341,057.12	3	58,854.15	-	-	3	91,523.47	1,359	53,947,064.47
Batticaloa	6,324	302,110,408.00	2,920	103,299,091.76	99	4,636,817.18	1	33,078.50	40	1,191,627.73	9,384	411,331,023.17
Ampara	7,928	378,560,048.69	4,466	146,676,366.98	3,026	152,785,851.89	39	3,146,781.55	25	746,833.76	15,484	681,916,482.87
Trincomalee	5,339	235,909,202.28	2,590	89,399,711.13	1,343	68,946,184.17	4	185,685.03	31	947,335.69	9,307	395,388,118.30
Kurunegala	34,776	1,619,542,969.00	18,310	602,011,817.16	17,272	901,769,040.38	314	16,529,004.75	153	4,747,019.70	70,825	3,144,599,850.99
Puttalam	8,701	394,660,072.68	4,963	164,869,369.45	2,654	134,319,420.66	64	3,097,251.49	86	2,570,658.04	16,468	700,117,372.32
Anuradhapura	15,578	688,843,105.52	10,909	348,213,582.35	15,018	776,660,791.96	70	4,398,245.43	82	2,359,342.25	41,657	1,820,475,067.51
Polonnaruwa	5,343	226,976,739.75	3,611	103,597,085.62	3,926	206,211,384.73	21	1,085,728.83	8	248,852.31	12,909	538,119,791.24
Badulla	15,601	698,663,522.20	7,914	247,894,733.00	6,318	323,235,355.10	98	6,074,063.28	82	2,400,420.36	30,013	1,278,268,094.54
Moneragala	5,725	264,182,616.04	3,973	113,825,774.68	3,537	186,184,896.70	42	2,117,260.09	9	266,769.48	13,286	566,577,316.99
Ratnapura	14,330	659,837,731.55	6,389	207,186,117.64	4,061	205,541,419.62	120	5,737,933.50	82	2,562,875.19	24,982	1,080,866,077.50
Kegalle	18,566	843,419,424.65	8,517	280,891,210.92	7,667	392,348,736.46	151	7,157,673.34	74	2,357,877.12	34,975	1,526,774,922.49
Foreign	5,120	177,420,115.56	2,157	68,318,182.19	681	40,618,511.82	49	1,724,816.31	58	1,648,681.75	8,065	289,730,307.63
<b>Total</b>	<b>390,112</b>	<b>17,637,471,679.07</b>	<b>194,854</b>	<b>6,453,763,655.93</b>	<b>130,808</b>	<b>6,782,076,130.83</b>	<b>3,337</b>	<b>212,519,200.11</b>	<b>2,540</b>	<b>79,151,530.34</b>	<b>721,451</b>	<b>31,170,982,196.28</b>

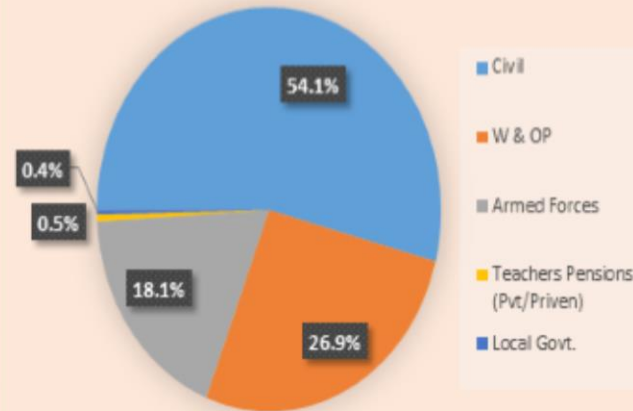
Source : Department of Pensions.

### Pension Details by Category November - 2024

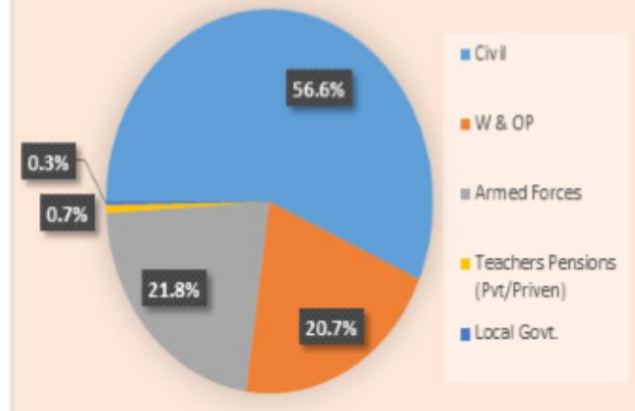
Pension Category	Pensioners	Amount Paid(Rs.)
Civil	390,112	17,637,471,679.07
W & OP	194,054	6,459,763,655.93
Armed Forces	130,808	6,782,076,130.83
Teachers Pensions (Pvt/Priven)	3,937	212,519,200.11
Local Govt.	2,540	79,151,530.34
<b>Total</b>	<b>721,451</b>	<b>31,170,982,196.28</b>

Source : Department of Pensions.

### Percentage Distribution of Pensioners by Category November - 2024



### Percentage Distribution of Pension Payments by Category (November -2024)

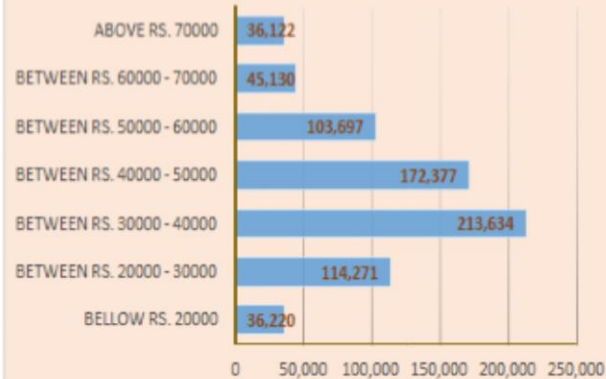


### Pensioners by Monthly Income November - 2024

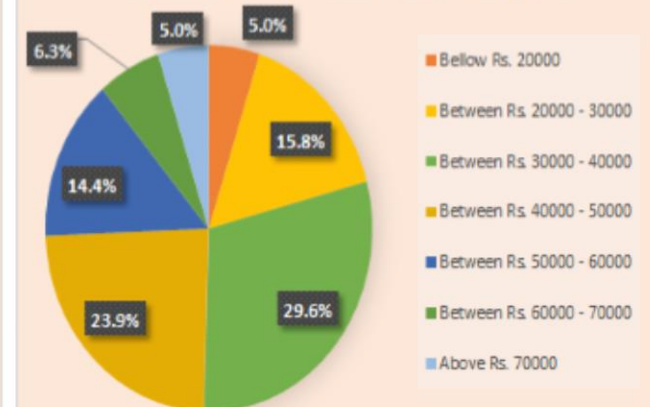
Income Group	No. of Pensioners	Percentage
Bellow Rs. 20000	36,220	5.0%
Between Rs. 20000 - 30000	114,271	15.8%
Between Rs. 30000 - 40000	213,634	29.6%
Between Rs. 40000 - 50000	172,377	23.9%
Between Rs. 50000 - 60000	103,697	14.4%
Between Rs. 60000 - 70000	45,130	6.3%
Above Rs. 70000	36,122	5.0%
<b>Total</b>	<b>721,451</b>	<b>100.0%</b>

Source : Department of Pensions.

### Pensioners by Monthly Income Levels



### Percentage by Monthly Income Levels



**Pension Details by Financial Institutions  
November - 2024**

Financial Institute	Monthly Payment	
	No. of Pensioners	Amount(Rs.)
Peoples Bank	243,415	10,870,490,657.87
Bank of Ceylon	182,532	8,147,258,816.40
National Savings Bank	121,676	5,567,658,346.17
Pan Asia Bank	39,850	1,472,037,724.73
Sampath Bank	17,429	808,355,551.74
SANASA	20,892	777,531,201.92
Hatton National Bank	16,255	708,634,663.42
Post Office	19,806	607,554,043.16
Rural Development Bank	16,371	590,088,293.84
National Development Bank	10,667	503,817,616.18
Commercial Bank	10,609	445,897,618.42
Rural Bank	5,447	190,876,627.42
Seylan Trust Bank	3,778	158,974,397.84
LB Finance	3,324	153,259,026.03
DFCC Vardhana Bank	1,931	102,836,585.07
Amana Bank	665	29,859,447.50
Sanasa Samithic	198	7,012,291.71
HSBC	95	5,638,240.52
Standard Chartered Bank	111	5,424,893.68
HDFC	133	5,295,772.03
Nation Trust Bank	91	5,082,558.71
State Mortgage & Investment Bank	87	3,916,648.07
Sarvodaya Development Finance	65	2,275,491.04
Union Bank	20	995,292.47
State Bank of India	2	133,067.38
Citizen Development Bank	2	71,316.96
<b>Total</b>	<b>721,451</b>	<b>31,170,982,196.28</b>

Source : Department of Pensions.

**Pension Payments by Financial Institute - November 2024**



