

**Monthly Statistics**  
**October - 2024**

Districts	Pension Category											
	Civil		V & OP		Armed Forces		Teachers Pensions (Pvt/Private)		Local Government		Total	
	No. of Pensioners	Amount Paid (Rs.)	No. of Pensioners	Amount Paid (Rs.)	No. of Pensioners	Amount Paid (Rs.)	No. of Pensioners	Amount Paid (Rs.)	No. of Pensioners	Amount Paid (Rs.)	No. of Pensioners	Amount Paid (Rs.)
Colombo	52,833	2,440,647,410.36	25,573	935,729,201.52	10,063	547,237,831.15	793	36,922,164.72	516	16,536,727.56	89,778	3,977,073,335.31
Sampaha	49,426	2,159,442,532.71	26,466	902,774,788.69	13,800	706,040,141.40	807	40,352,575.02	367	11,558,739.56	90,866	3,820,168,777.38
Calutara	25,849	1,140,544,302.35	12,402	413,808,669.57	7,763	395,290,528.34	284	15,756,716.58	180	5,666,119.04	46,478	1,971,066,335.88
Gandy	35,608	1,608,855,433.29	15,332	505,290,579.68	11,413	595,432,391.23	288	18,005,891.01	232	7,160,683.21	62,873	2,734,744,978.42
Vitale	9,524	428,557,569.15	5,125	165,643,136.63	4,760	245,981,976.36	48	2,383,842.90	57	1,754,839.21	19,514	844,321,364.25
Uvura Eliya	6,845	302,427,735.12	3,242	98,216,187.73	2,120	106,895,632.00	36	1,765,776.09	33	999,888.30	12,276	510,305,219.24
Dalle	22,268	995,920,581.14	10,267	332,709,604.79	7,564	384,812,075.60	197	10,190,254.39	152	4,673,515.09	40,448	1,728,306,031.01
Vatara	18,140	829,118,904.12	7,029	230,546,033.88	3,983	203,853,358.97	290	14,775,956.60	98	2,996,365.15	29,540	1,281,290,618.72
Hambantota	10,710	477,904,575.60	4,305	136,308,625.45	3,177	166,690,505.65	89	5,783,939.60	43	1,284,502.48	18,324	787,972,148.78
Jafna	10,015	464,255,719.99	5,157	192,187,302.30	35	1,758,817.26	103	6,933,234.74	136	4,517,071.36	15,446	669,652,145.45
Vannar	1,284	56,218,028.76	505	17,014,838.68	5	154,078.86	3	137,742.25	2	57,129.56	1,799	73,581,818.11
Favuniya	2,079	97,126,727.55	935	33,320,880.08	238	11,824,072.83	4	208,284	7	204,154.59	3,263	142,684,119.27
Mullaitivu	798	35,896,456.35	392	14,352,164.92	91	4,909,743.61	-	-	-	-	1,281	55,158,364.88
Ginochchi	915	40,201,225.53	425	14,835,762.57	3	58,854.15	-	-	3	91,523.47	1,346	55,287,365.72
Batticaloa	6,297	296,484,856.18	2,925	106,906,649.04	98	4,974,858.46	1	33,078.50	40	1,187,078.35	9,361	409,586,520.53
Ampara	7,877	373,890,895.70	4,452	145,400,815.40	3,008	152,225,500.43	38	1,884,900.05	25	746,832.05	15,400	674,148,943.63
Trincomalee	5,320	240,824,501.70	2,583	91,652,669.98	1,338	68,580,202.21	4	185,685.03	32	976,872.19	9,277	402,219,931.11
Gurunegala	34,675	1,596,398,665.34	18,305	604,306,969.20	17,199	896,472,239.78	315	17,105,146.59	154	4,829,416.17	70,648	3,119,112,437.08
Puttalam	8,683	389,877,864.92	4,951	163,895,571.00	2,650	134,172,071.04	64	3,102,835.37	87	2,609,872.30	16,435	693,658,214.63
Anuradhapura	15,507	694,619,674.91	10,876	346,533,962.89	14,969	779,450,261.60	68	3,347,707.77	83	2,375,309.25	41,503	1,826,326,916.42
Polonnaruwa	5,319	221,535,414.24	3,600	107,614,045.53	3,902	203,320,901.22	21	1,085,728.83	8	248,737.42	12,850	533,804,827.24
Badulla	15,547	704,718,612.96	7,890	247,892,067.64	6,302	323,989,958.06	97	5,705,963.30	82	2,398,168.28	29,918	1,284,705,770.24
Moneragala	5,702	255,877,918.40	3,960	106,133,932.18	3,514	181,152,046.97	42	2,118,728.00	9	270,398.27	13,227	545,553,023.82
Ratnapura	14,300	657,480,163.99	6,373	205,931,515.07	4,046	200,845,006.58	121	6,314,618.30	83	2,589,475.43	24,923	1,073,160,779.37
Cegalle	18,542	837,377,806.61	8,494	278,496,075.31	7,640	394,794,999.17	151	7,157,302.71	75	2,378,742.85	34,902	1,520,204,926.65
Foreign	5,057	184,576,755.63	2,117	73,262,989.50	655	34,304,564.19	47	1,439,095.51	57	1,818,843.75	7,933	295,402,248.58
<b>Total</b>	<b>389,128</b>	<b>17,530,780,332.60</b>	<b>193,681</b>	<b>6,470,865,039.03</b>	<b>130,336</b>	<b>6,745,222,617.12</b>	<b>3,911</b>	<b>202,697,168.08</b>	<b>2,561</b>	<b>79,932,004.89</b>	<b>719,609</b>	<b>31,029,497,161.72</b>

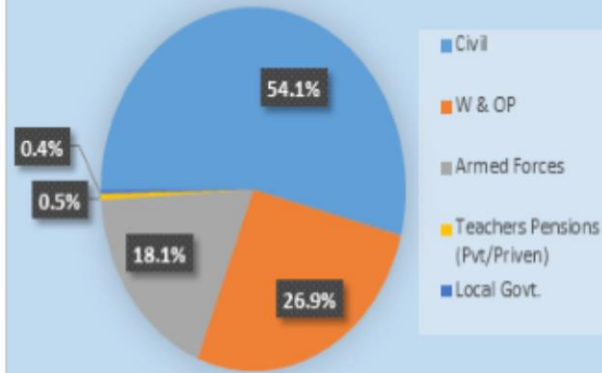
Source : Department of Pensions.

### Pension Details by Category October - 2024

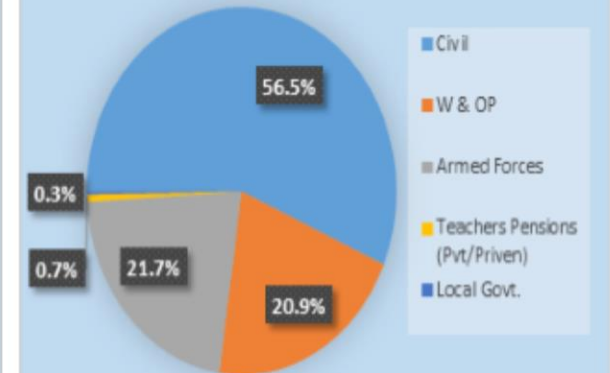
Pension Category	Pensioners	Amount Paid (Rs)
Civil	389,120	17,530,780,332.60
W & OP	193,681	6,470,865,039.03
Armed Forces	130,336	6,745,222,617.12
Teachers Pensions (Pvt/Priven)	3,911	202,697,168.08
Local Govt.	2,561	79,932,004.89
<b>Total</b>	<b>719,609</b>	<b>31,029,497,161.72</b>

Source : Department of Pensions.

### Percentage Distribution of Pensioners by Category (October - 2024)



### Percentage Distribution of Pension Payments by Category (October - 2024)



### Pensioners by Monthly Income October - 2024

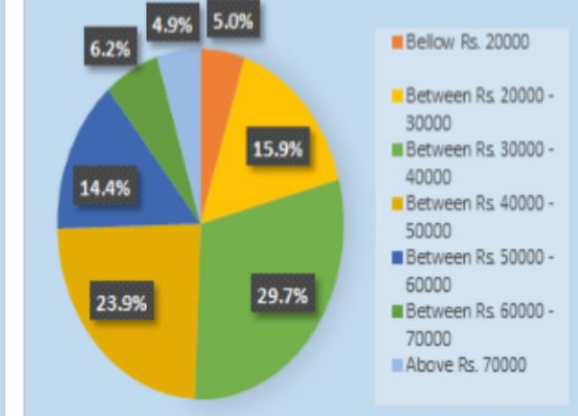
Income Group	No. of Pensioners	Percentage
Bellow Rs. 20000	36,144	5.02%
Between Rs. 20000 - 30000	114,205	15.87%
Between Rs. 30000 -40000	213,770	29.71%
Between Rs. 40000 - 50000	172,233	23.93%
Between Rs. 50000 - 60000	103,284	14.35%
Between Rs. 60000 - 70000	44,604	6.20%
Above Rs. 70000	35,369	4.92%
<b>Total</b>	<b>719,609</b>	<b>100.00%</b>

Source : Department of Pensions.

### Pensioners by Monthly Income Levels



### Percentage by Monthly Income Levels



## Pension Details by Financial Institutions October - 2024

Financial Institute	Monthly Payment	
	No. of Pensioners	Amount Paid(Rs)
Peoples Bank	248,778	10,808,668,803.91
Bank of Ceylon	181,926	8,126,288,110.20
National Savings Bank	121,513	5,546,436,759.75
Pan Asia Bank	39,861	1,466,012,970.44
Sampath Bank	17,313	803,098,553.24
SANASA	20,943	777,995,785.53
Hatten National Bank	16,264	705,439,660.61
Post Office	19,909	606,297,001.30
Rural Development Bank	16,325	589,860,407.29
National Development Bank	10,559	499,649,507.61
Commercial Bank	10,643	447,099,175.09
Rural Bank	5,489	193,353,970.43
Seylan Trust Bank	3,779	159,021,257.03
LB Finance	3,225	148,204,695.02
DFCC Vardhana Bank	1,617	83,526,334.28
Amana Bank	661	31,696,681.14
Sarana Samithie	198	7,019,376.82
Standard Chartered Bank	110	6,690,383.21
HSEB	96	5,719,369.67
HDFC	133	4,966,004.47
Nation Trust Bank	90	4,789,210.68
State Mortgage & Investment Bank	89	4,220,506.25
Sarvodaya Development Finance	65	2,270,612.05
Union Bank	19	961,641.36
State Bank of India	2	139,067.38
Citizen Development Bank	2	71,316.96
<b>Total</b>	<b>719,689</b>	<b>31,829,497,161.72</b>

Source : Department of Pensions.

