

## Monthly Statistics

February - 2026

District	Pension Category											
	Civil		W & OP		Armed Forces		Teachers Pension (Pet/Prison)		Local Government		Total	
	Hn. of Pensioners	Amount (Rr.)	Hn. of Pensioners	Amount (Rr.)	Hn. of Pensioners	Amount (Rr.)	Hn. of Pensioners	Amount (Rr.)	Hn. of Pensioners	Amount (Rr.)	Hn. of Pensioners	Amount (Rr.)
Colombo	53,322	2,732,030,154.77	25,566	1,029,252,879.56	10,328	609,877,284.03	836	45,899,028.94	449	15,463,698.11	90,501	4,432,523,045.41
Gampaha	49,979	2,432,455,763.05	26,678	1,019,647,677.51	14,256	795,639,290.53	844	48,141,924.58	322	10,912,229.59	92,079	4,306,796,885.26
Kalutara	26,352	1,304,279,224.40	12,498	468,285,923.68	8,039	439,831,855.00	312	19,109,658.22	154	5,127,871.78	47,355	2,236,634,533.08
Kandy	36,492	1,868,988,506.27	15,584	588,815,552.59	12,088	686,759,303.61	304	18,770,968.64	197	6,503,692.90	64,665	3,169,838,024.01
Makala	9,886	502,360,906.19	5,259	187,177,220.05	5,031	282,185,773.57	57	3,532,380.08	45	1,460,803.31	20,278	976,717,083.20
NuwaraEliya	7,202	352,256,761.82	3,291	109,692,094.70	2,238	122,712,690.92	36	1,866,793.66	28	916,613.84	12,795	587,444,954.94
Galle	22,926	1,155,949,741.92	10,417	373,595,183.85	7,945	438,234,875.26	205	11,531,167.64	123	3,997,890.95	41,616	1,983,208,859.62
Matara	18,675	962,772,457.82	7,123	258,305,299.23	4,175	229,760,442.68	308	16,732,683.50	83	2,726,995.34	30,364	1,470,297,878.57
Hambantota	11,183	569,441,759.18	4,453	153,408,814.75	3,447	199,191,506.97	99	6,287,796.58	39	1,232,355.66	19,221	929,562,233.14
Jaffna	10,050	507,245,687.77	5,126	213,011,716.34	34	1,008,255.12	109	5,841,941.48	118	3,952,236.21	15,437	731,059,836.92
Mannar	1,313	62,003,648.70	520	21,356,574.90	5	160,735.06	3	145,677.00	2	60,409.04	1,843	83,727,044.70
Vavuniya	2,195	114,804,799.65	960	37,996,804.48	253	14,131,216.33	5	281,535.42	6	179,898.50	3,419	167,394,254.38
Mullaaitivu	871	43,236,126.29	411	16,530,761.08	103	5,677,650.37	-	-	-	-	1,385	65,444,537.74
Kilinochchi	935	43,192,093.92	442	16,148,965.66	3	121,708.13	-	-	2	63,104.03	1,382	59,525,871.74
Batticaloa	6,555	333,955,268.86	2,938	119,651,821.55	112	5,938,610.71	1	35,885.25	37	1,172,881.80	9,643	460,754,468.17
Ampara	8,603	453,949,983.47	4,636	168,511,550.66	3,224	178,787,410.20	42	2,245,007.39	23	726,356.45	16,528	804,220,308.17
Trincamalee	5,662	273,822,348.03	2,676	104,458,524.50	1,438	80,202,815.82	5	257,785.18	24	805,331.01	9,805	459,546,804.54
Kurunegala	36,072	1,894,819,545.89	18,709	700,239,987.00	18,183	1,028,717,670.27	335	19,103,339.63	137	4,489,173.44	73,436	3,647,369,716.23
Puttalam	8,898	446,977,778.94	5,004	185,865,775.67	2,764	151,737,866.87	68	3,571,441.16	68	2,179,310.73	16,802	790,332,173.37
Anuradhapura	16,435	821,106,458.59	11,346	422,476,168.29	15,947	892,717,487.22	77	4,304,649.10	77	2,312,518.25	43,882	2,142,917,281.45
Palanaruwa	5,574	258,229,221.87	3,701	124,618,816.51	4,220	235,573,380.63	25	1,401,788.80	8	259,983.64	13,528	620,083,191.45
Badulla	16,308	847,192,648.69	8,119	286,334,055.35	6,702	369,072,781.29	108	7,009,423.66	70	2,152,627.80	31,307	1,511,761,536.79
Manerugala	6,171	324,713,762.63	4,053	125,085,993.65	3,863	215,616,460.05	49	3,600,657.72	9	283,114.59	14,145	669,299,988.64
Ratnapura	14,813	771,610,065.71	6,532	235,908,246.32	4,233	230,596,300.14	121	8,519,662.82	80	2,646,869.28	25,779	1,249,281,144.27
Kegalle	19,076	985,520,204.46	8,640	314,788,755.55	8,024	441,943,753.89	158	10,312,599.21	68	2,291,642.63	35,966	1,754,856,955.74
<b>Foreign</b>	<b>5,333</b>	<b>224,190,696.74</b>	<b>2,304</b>	<b>91,728,373.50</b>	<b>888</b>	<b>54,880,688.06</b>	<b>65</b>	<b>2,116,869.28</b>	<b>68</b>	<b>2,051,713.82</b>	<b>8,650</b>	<b>374,888,261.40</b>
<b>Total</b>	<b>400,881</b>	<b>20,287,105,615.63</b>	<b>196,986</b>	<b>7,372,893,536.93</b>	<b>137,535</b>	<b>7,710,997,732.73</b>	<b>4,172</b>	<b>240,620,664.94</b>	<b>2,237</b>	<b>73,969,322.70</b>	<b>741,811</b>	<b>35,685,586,872.93</b>

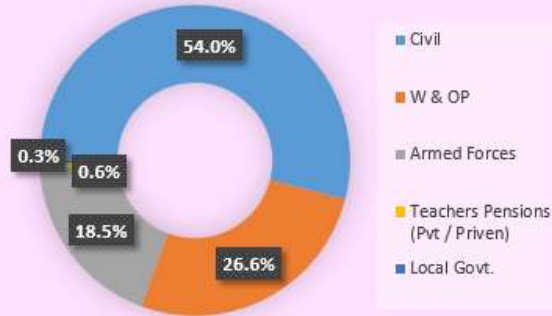
Source : Department of Pensions.

### Pension Details by Category February - 2026

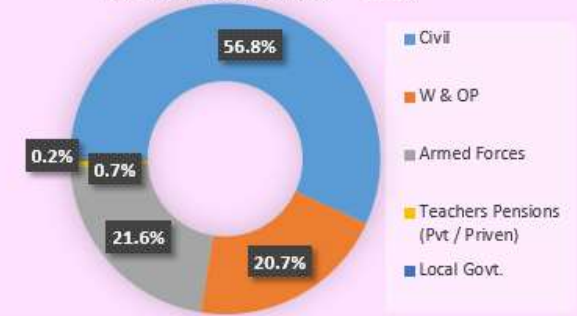
Pension Category	Pensioners	Amount Paid (Rs.)
Civil	400,881	20,287,105,615.63
W & OP	196,986	7,372,893,536.93
Armed Forces	137,535	7,710,997,732.73
Teachers Pensions (Pvt / Priven)	4,172	240,620,664.94
Local Govt.	2,237	73,969,322.70
<b>Total</b>	<b>741,811</b>	<b>35,685,586,872.93</b>

Source : Department of Pensions.

### Percentage Distribution of Pensioners by Category February - 2026



### Percentage Distribution of Pensions Payments by Category (February - 2026)




### Pensioners by Monthly Income February - 2026

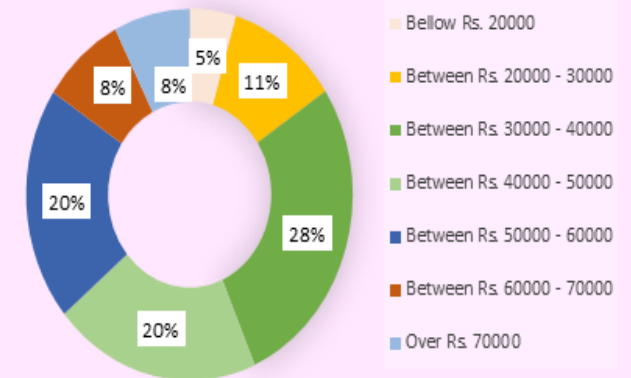
Income Group	No. of Pensioners	Percentage
Bellow Rs. 20000	33,960	4.6%
Between Rs. 20000 - 30000	81,848	11.0%
Between Rs. 30000 - 40000	206,874	27.9%
Between Rs. 40000 - 50000	151,458	20.4%
Between Rs. 50000 - 60000	151,198	20.4%
Between Rs. 60000 - 70000	60,698	8.2%
Over Rs. 70000	55,775	7.5%
<b>Total</b>	<b>741,811</b>	<b>100.0%</b>

Source : Department of Pensions.

### Pensioners by Monthly Income Levels



### Pensioners by Monthly Income Levels



**Pension Details by Financial Institutions  
February - 2026**

Financial Institute	Monthly Payment	
	No. of Pensioners	Amount(Rs.)
Peoples Bank	258,711	12,644,385,293.38
Bank of Ceylon	190,695	9,547,145,655.80
National Savings Bank	123,486	6,199,058,055.62
Pan Asia Bank	39,016	1,550,338,629.55
Sampath Bank	17,178	872,653,072.57
National Development Bank	15,620	818,361,820.98
SANASA	19,185	777,293,236.81
Hutton National Bank	15,533	734,523,966.56
Rural Development Bank	16,042	625,350,347.14
Post Office	17,717	580,478,004.14
Commercial Bank	10,223	473,987,937.59
DFCC Vardhana Bank	4,544	253,553,839.55
Rural Bank	4,889	186,105,689.09
LB Finance	3,820	180,506,536.87
Seylan Trust Bank	3,612	165,244,026.45
Amana Bank	724	36,879,041.33
Sanara Samithie	174	6,746,697.13
Nation Trust Bank	92	5,745,343.02
Standard Chartered Bank	105	5,354,260.37
HSBC	82	5,250,415.71
Carqills Bank	80	4,823,917.71
HDFC	118	4,510,280.47
State Mortgage & Investment Bank	78	3,655,732.42
Sarvodaya Development Finance	68	2,432,050.98
Union Bank	17	1,113,152.97
State Bank of India	1	51,070.32
Citizen Development Bank	1	38,798.40
<b>Total</b>	<b>741,811</b>	<b>35,685,586,872.93</b>

Source : Department of Pensions.

**Pension Payments by Financial Institutions - February 2026**

